

**This electronic collection of documents is provided
for the convenience of the user
and is Not a Certified Document –**

**The documents contained herein were originally issued
and sealed by the individuals whose names and license
numbers appear on each page, on the dates appearing
with their signature on that page.**

**This file or an individual page
shall not be considered a certified document.**

STATE OF NORTH CAROLINA
DIVISION OF HIGHWAYS

PROJ. REFERENCE NO.	SHEET NO.
EB-5888	X-1

EB-5888 CROSS SECTIONS (X-1 THRU X-26)

INDEX OF SHEETS

X-1	CROSS SECTION INDEX OF SHEETS
X-1A	CROSS SECTION SUMMARY
X-2 THRU X-18	-SW-
X-19 THRU X-26	-L-

PROJ. REFERENCE NO.	SHEET NO.
EB-5888	X-1A

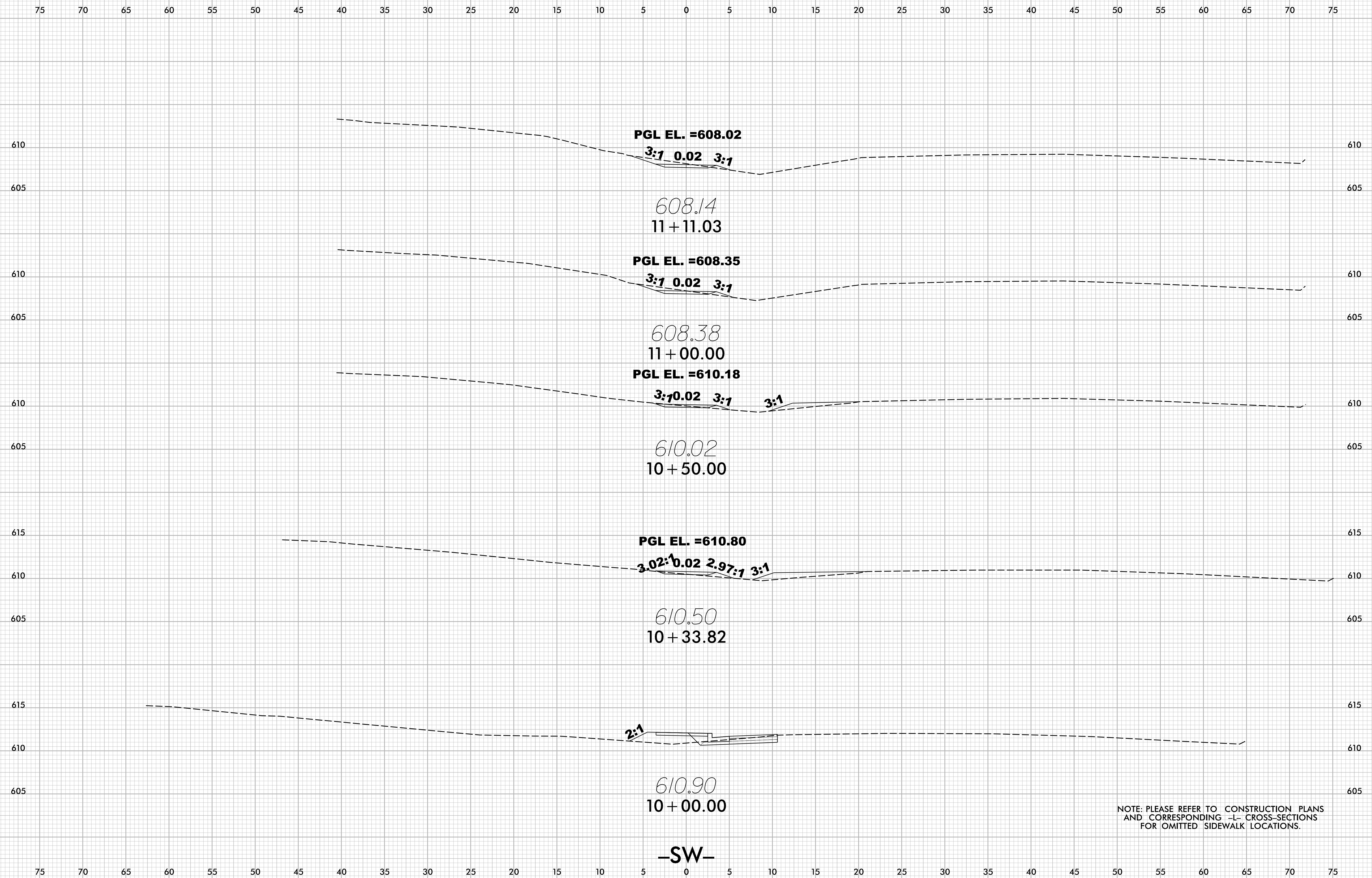
STATE OF NORTH CAROLINA DIVISION OF HIGHWAYS

NOTE: EMBANKMENT COLUMN INCLUDES BACKFILL FOR UNDERCUT

CROSS-SECTION SUMMARY

Station	Uncl. Exc.	Embt	Station	Uncl. Exc.	Embt	Station	Uncl. Exc.	Embt	Station	Uncl. Exc.	Embt						
L	(cu. yd.)	(cu. yd.)	L	(cu. yd.)	(cu. yd.)	Sw	(cu. yd.)	(cu. yd.)	Sw	(cu. yd.)	(cu. yd.)						
11+13.97	0	0	29+94.76	0	0	12+00.00	3	3	30+50.00	4	6						
11+57.82	6	8	30+50.00	6	7	12+11.34	1	0	31+00.00	7	6						
			30+75.00	5	7	12+36.66	3	0	31+50.00	5	7						
Station	Uncl. Exc.	Embt	31+19.99	4	7	12+50.00	2	0	32+00.00	6	6						
L	(cu. yd.)	(cu. yd.)				13+00.00	5	1	32+45.00	6	4						
12+06.31	0	0	Station	Uncl. Exc.	Embt	13+50.00	4	1	Station	Uncl. Exc.	Embt						
12+25.00	3	6	L	(cu. yd.)	(cu. yd.)	14+00.00	4	1	Sw	(cu. yd.)	(cu. yd.)						
12+50.00	4	7	31+56.67	0	0	15+00.00	4	2	38+92.00	0	0						
12+65.43	3	5	31+75.00	1	6	15+50.00	3	2	39+00.00	1	1						
13+55.63	12	13	32+00.00	2	18	16+00.00	1	3	39+50.00	6	1						
			32+10.45	1	8	16+50.00	0	3	40+00.00	4	0						
Station	Uncl. Exc.	Embt	32+53.42	2	17	17+00.00	0	2	40+50.00	4	0						
L	(cu. yd.)	(cu. yd.)	Station	Uncl. Exc.	Embt	17+50.00	0	12	41+00.00	4	0						
19+62.27	0	0	L	(cu. yd.)	(cu. yd.)	Station	Uncl. Exc.	Embt	41+50.00	5	0						
20+32.36	6	22	34+77.02	0	0	Sw	(cu. yd.)	(cu. yd.)	Station	Uncl. Exc.	Embt						
20+45.00	2	8	35+50.00	4	34	20+00.00	0	0	Sw	(cu. yd.)	(cu. yd.)						
20+70.00	4	13	36+00.00	6	68	20+39.63	1	25	41+50.00	0	0						
20+95.00	3	9	36+50.00	6	103	20+50.00	1	2	42+00.00	6	0						
21+20.00	5	5	37+00.00	6	143	21+00.00	4	4	42+50.00	4	1						
21+30.16	1	1	37+50.00	6	187	21+50.00	5	3	43+00.00	3	1						
Station	Uncl. Exc.	Embt	38+00.00	6	158	Station	Uncl. Exc.	Embt	43+50.00	3	0						
L	(cu. yd.)	(cu. yd.)	38+50.00	6	108	L	(cu. yd.)	(cu. yd.)	44+00.00	2	0						
21+49.41	0	0	39+00.00	6	91	Sw	(cu. yd.)	(cu. yd.)	44+50.00	3	0						
21+75.00	2	4	39+50.00	6	67	21+50.00	0	0	45+00.00	2	3						
22+00.00	4	9	40+00.00	6	81	22+00.00	2	9	45+50.00	2	3						
22+25.00	4	13	40+50.00	6	92	22+50.00	0	29	46+00.00	4	0						
22+33.89	1	6	41+00.00	6	54	23+00.00	0	51	46+50.00	3	0						
22+76.76	3	14	41+73.00 SUITAB	5	22	23+50.00	0	31	47+50.00	4	2						
Station	Uncl. Exc.	Embt	Station	Uncl. Exc.	Embt	24+00.00	1	1	48+00.00	3	2						
L	(cu. yd.)	(cu. yd.)	L	(cu. yd.)	(cu. yd.)	24+50.00	3	0	48+50.00	4	1						
27+30.46	0	0	56+84.05	0	0	24+68.02	1	0	49+00.00	4	1						
27+63.48	4	2	57+47.15	20	0	25+00.00	1	2	49+50.00	4	1						
27+75.00	3	2	57+50.00	1	0	Station	Uncl. Exc.	Embt	50+00.00	3	0						
28+00.00	5	3	57+75.00	6	3	L	(cu. yd.)	(cu. yd.)	51+00.00	4	0						
28+20.26	2	1	58+00.00	4	6	Sw	(cu. yd.)	(cu. yd.)	51+50.00	4	0						
			58+25.00	5	6	25+00.00	0	0	52+00.00	4	0						
			58+48.59	5	5	26+00.00	7	24	52+50.00	3	0						
Station	Uncl. Exc.	Embt	Station	Uncl. Exc.	Embt	26+50.00	6	9	53+00.00	3	0						
L	(cu. yd.)	(cu. yd.)	L	(cu. yd.)	(cu. yd.)	27+50.00	9	4	53+50.00	5	0						
28+40.73	0	0	Sw	(cu. yd.)	(cu. yd.)	28+00.00	7	7	54+00.00	4	0						
28+50.00	1	1	10+00.00	0	0	Station	Uncl. Exc.	Embt	54+50.00	3	0						
28+75.00	5	6	10+33.82	3	9	L	(cu. yd.)	(cu. yd.)									
29+27.60	6	6	10+50.00	0	3	Sw	(cu. yd.)	(cu. yd.)									
			11+00.00	4	5	28+00.00	0	0									
			11+11.03	1	0	29+50.00	14	97									
			11+36.34	2	1	29+92.16	1	24									
			11+50.00	0	1	30+00.00	0	1									

Approximate quantities only. Unclassified excavation, borrow excavation, fine grading and removal of existing pavement will be paid for at the lump sum price for "Grading".

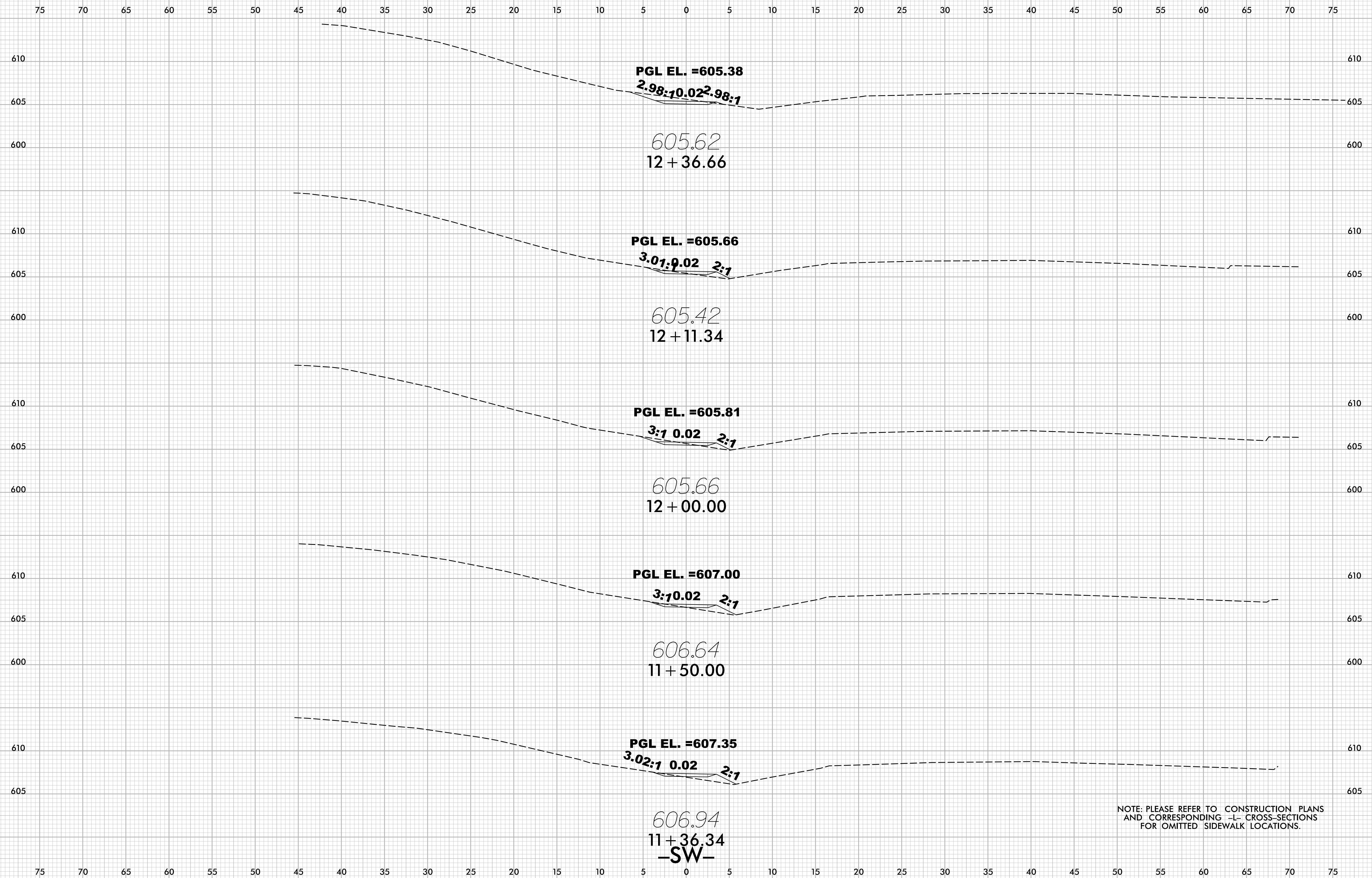


-SW-

NOTE: PLEASE REFER TO CONSTRUCTION PLANS AND CORRESPONDING -L- CROSS-SECTIONS FOR OMITTED SIDEWALK LOCATIONS.

8/23/99

0 5 10	PROJ. REFERENCE NO.	SHEET NO.
	EB-5888	X-3

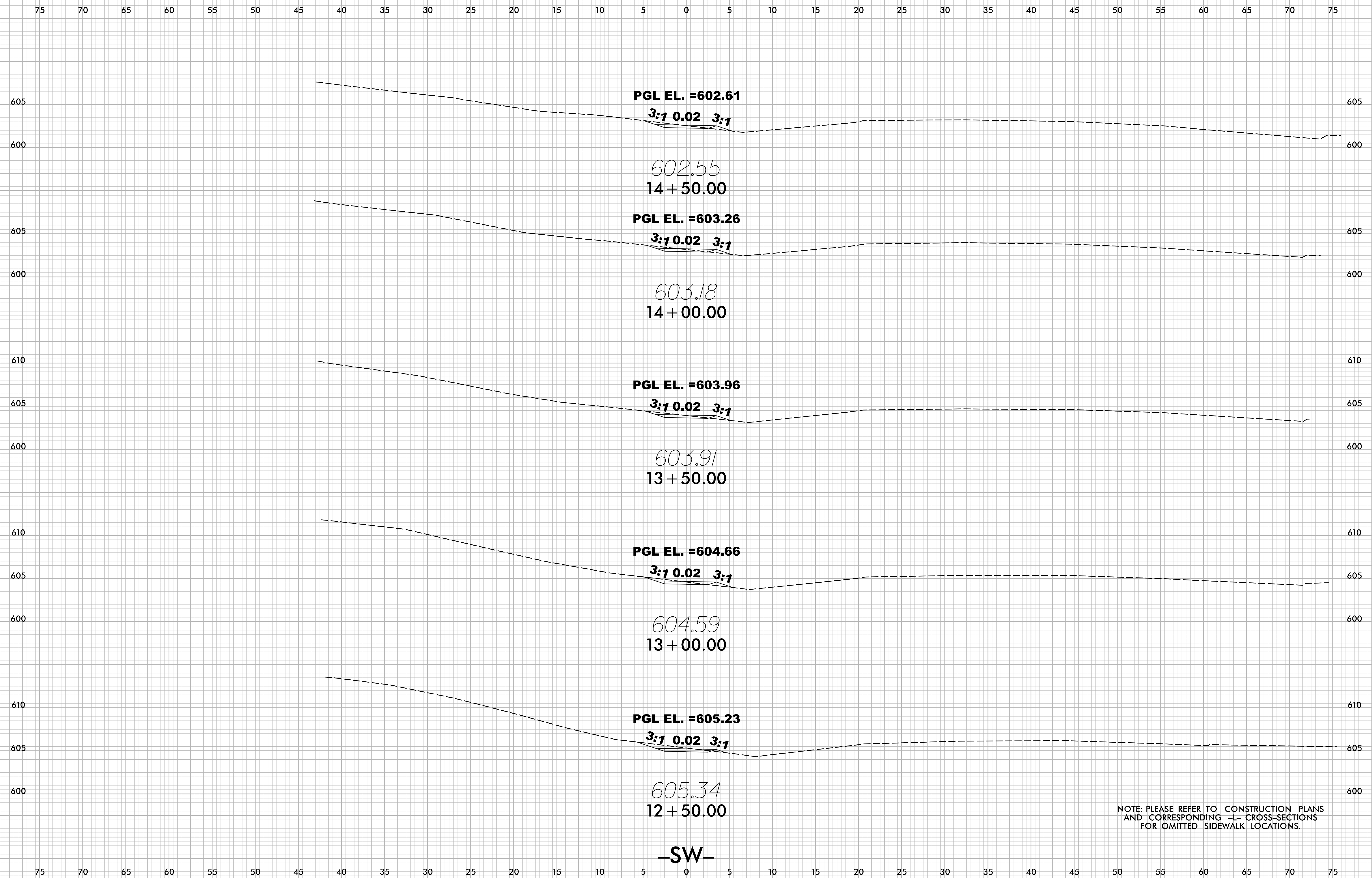


NOTE: PLEASE REFER TO CONSTRUCTION PLANS AND CORRESPONDING -L- CROSS-SECTIONS FOR OMITTED SIDEWALK LOCATIONS.

7/30/2025
\\EB-5888_rdy_xPL_SW.dgn
USER: J. Rosado

8/23/99

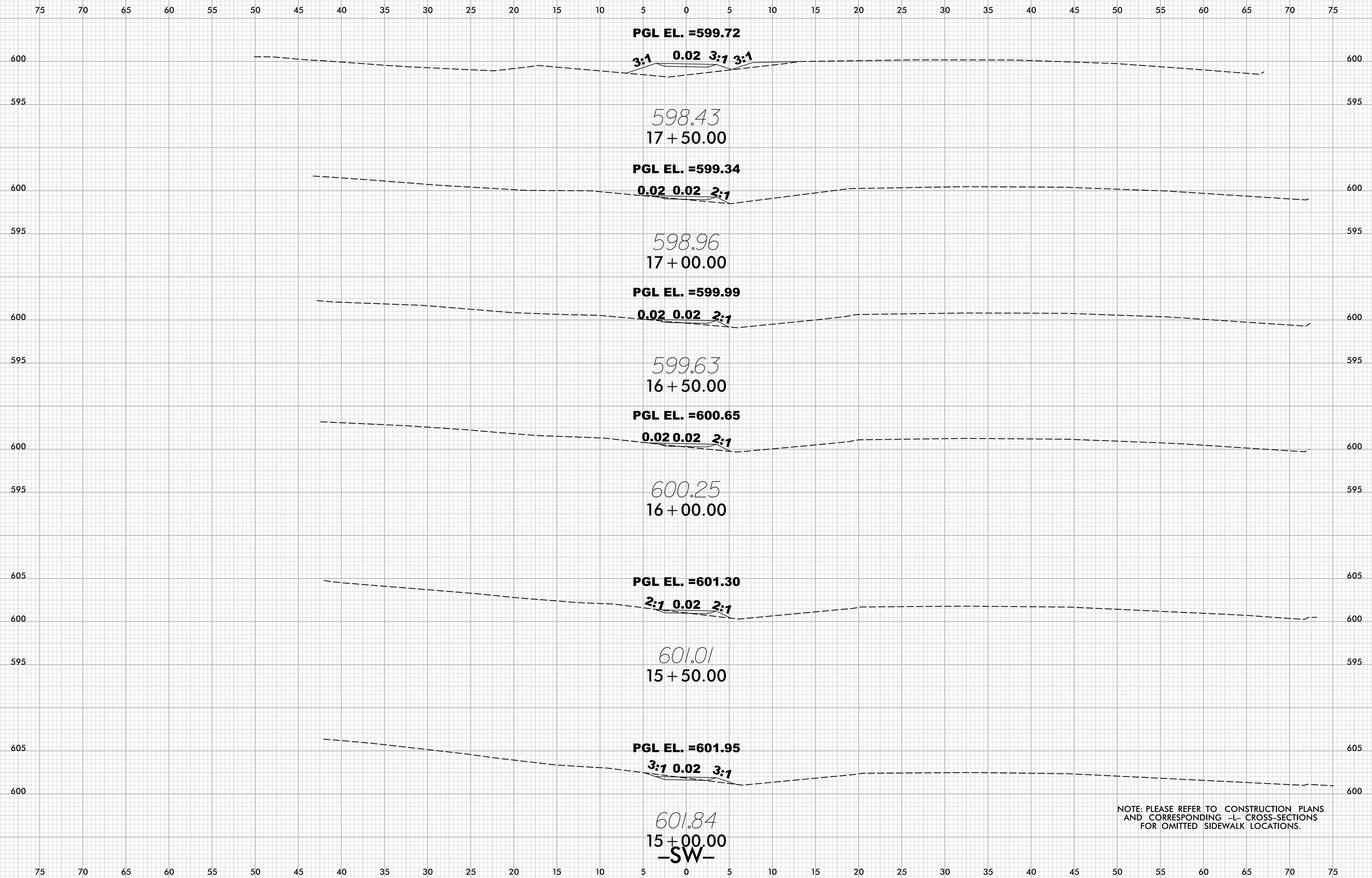
0 5 10	PROJ. REFERENCE NO.	SHEET NO.
	EB-5888	X-4



7/30/2025
\\FB-5888_rdy_xPL_SW.dgn
USER: JRosado

8/23/99

0 5 10	PROJ. REFERENCE NO.	SHEET NO.
	EB-5888	X-5

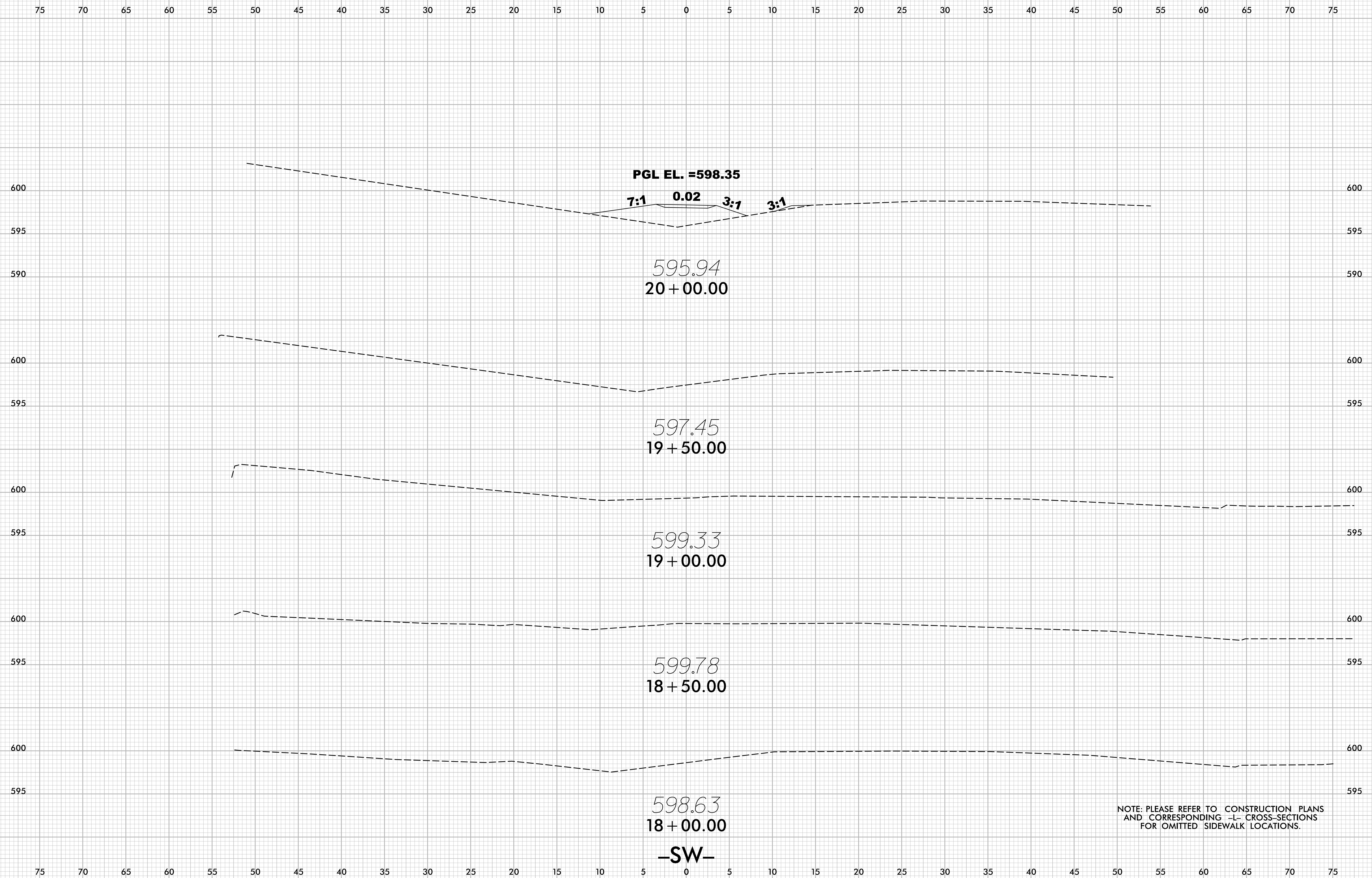


NOTE: PLEASE REFER TO CONSTRUCTION PLANS AND CORRESPONDING -L- CROSS-SECTIONS FOR OMITTED SIDEWALK LOCATIONS.

7/30/2025
 \\EB-5888_rdy_xPL_SW.dgn
 JSE:J.Rosado

8/23/99

0 5 10	PROJ. REFERENCE NO.	SHEET NO.
	EB-5888	X-6

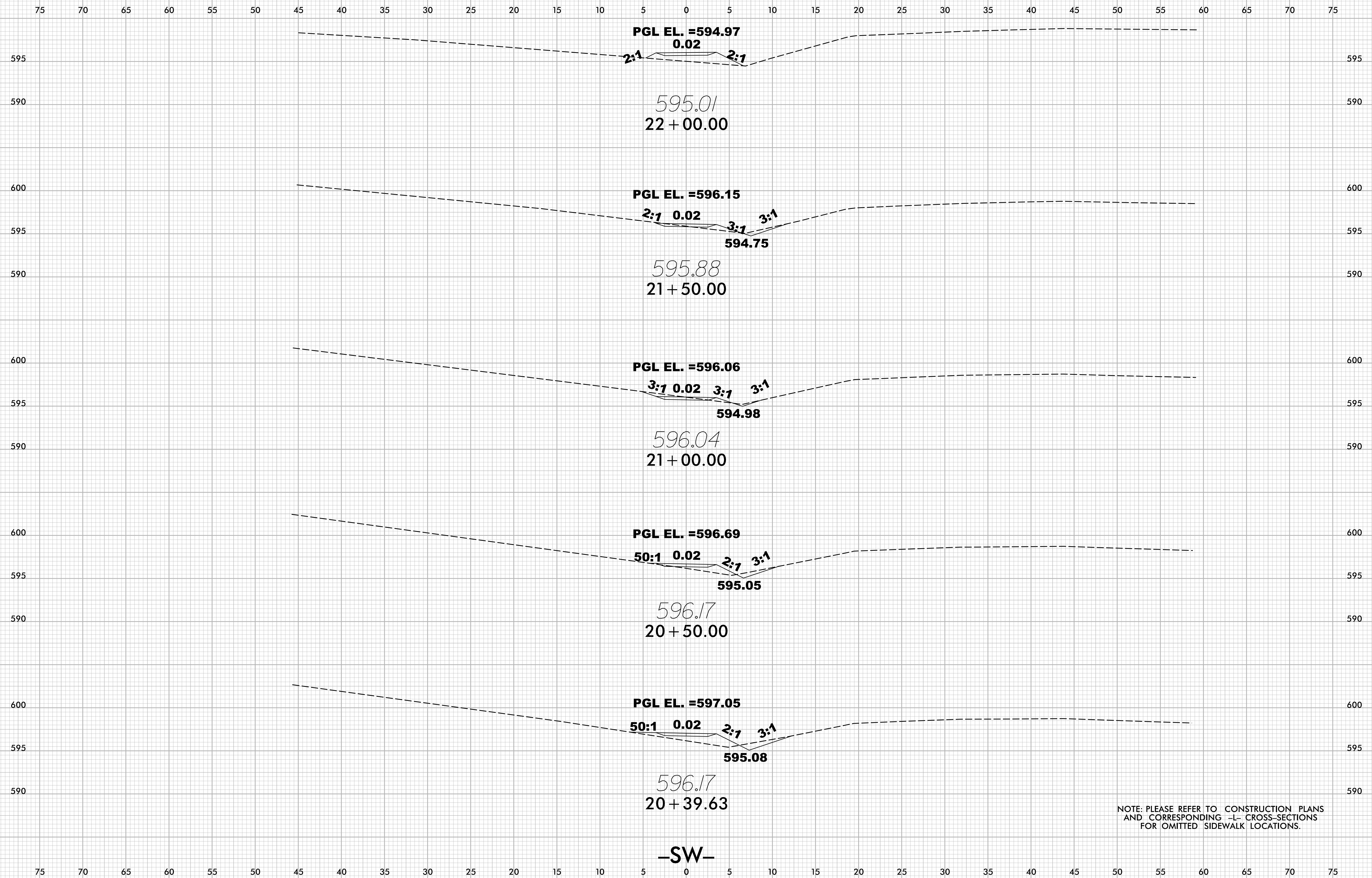


NOTE: PLEASE REFER TO CONSTRUCTION PLANS AND CORRESPONDING -L- CROSS-SECTIONS FOR OMITTED SIDEWALK LOCATIONS.

7/30/2025
\\EB-5888_rdy_xPL_SW.dgn
USER: JRosado

8/23/99

0 5 10	PROJ. REFERENCE NO.	SHEET NO.
	EB-5888	X-7



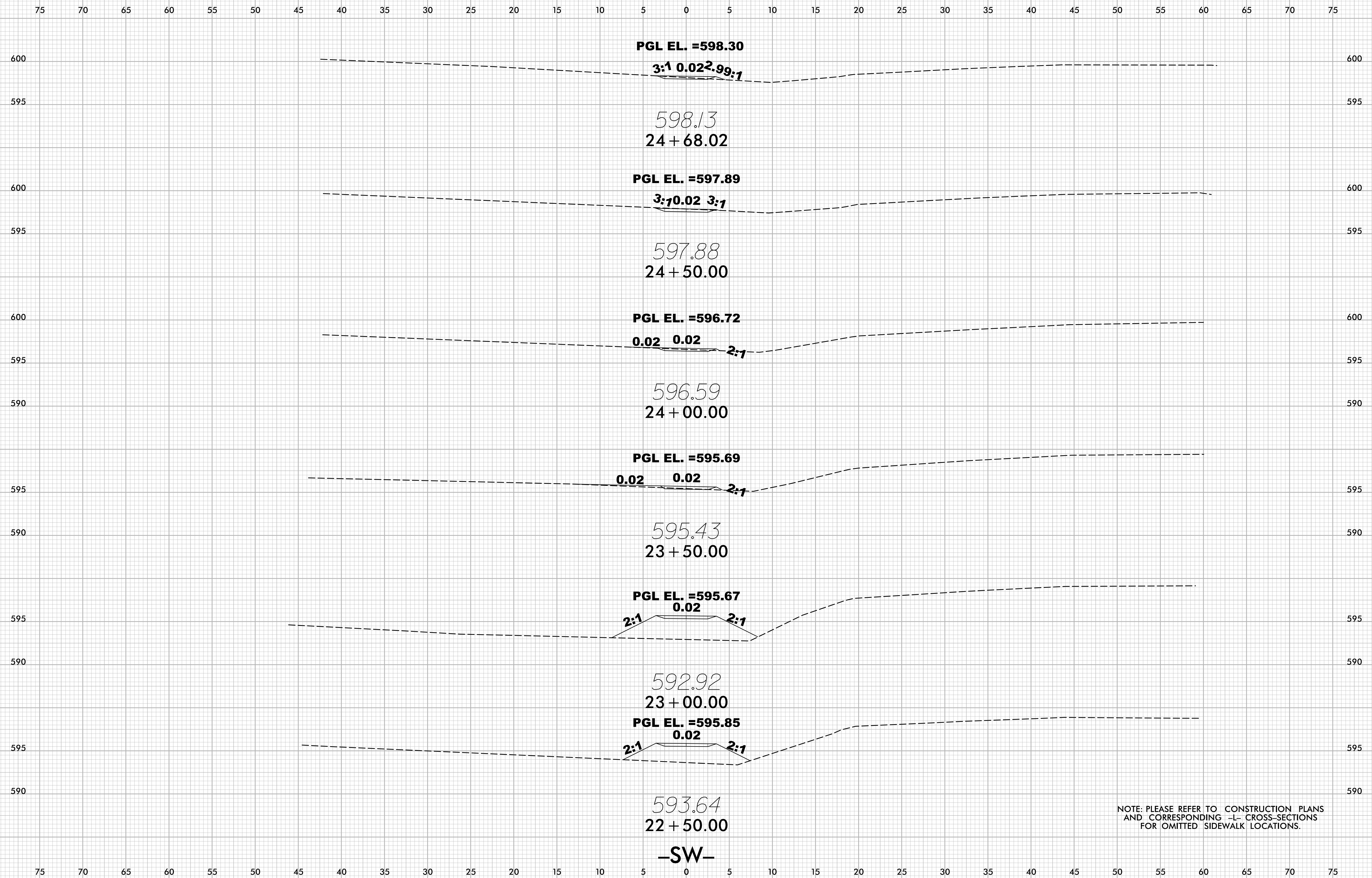
-SW-

NOTE: PLEASE REFER TO CONSTRUCTION PLANS AND CORRESPONDING -L- CROSS-SECTIONS FOR OMITTED SIDEWALK LOCATIONS.

7/30/2025
\\EB-5888_rdy_xPL_SW.dgn
USER: J. Rosado

8/23/99

0 5 10	PROJ. REFERENCE NO.	SHEET NO.
	EB-5888	X-8



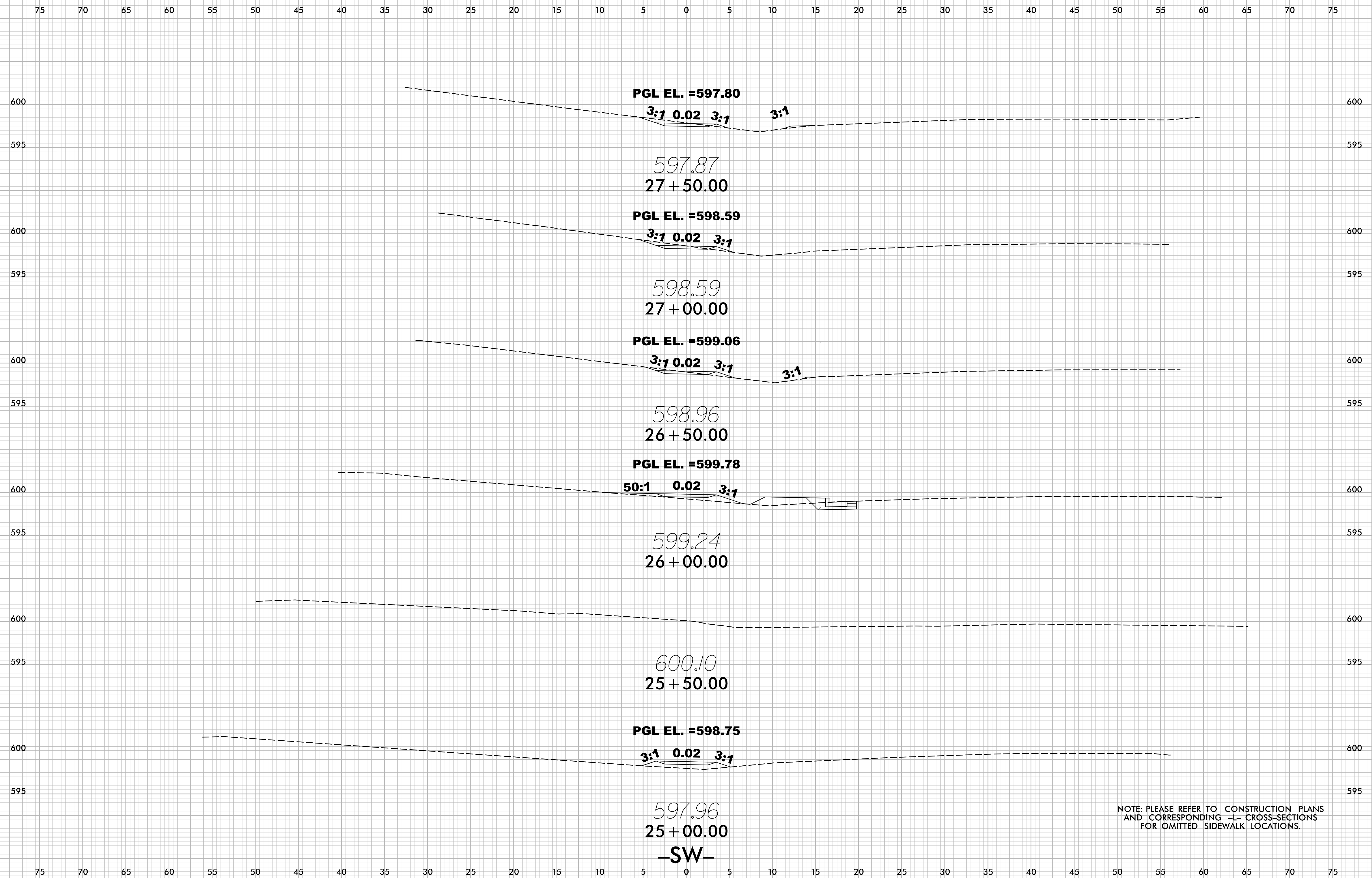
-SW-

NOTE: PLEASE REFER TO CONSTRUCTION PLANS AND CORRESPONDING -L- CROSS-SECTIONS FOR OMITTED SIDEWALK LOCATIONS.

7/30/2005
\\EB-5888_rdy_xpl_Sw.dgn
USER: JRosado

8/23/99

0 5 10	PROJ. REFERENCE NO.	SHEET NO.
	EB-5888	X-9



PGL EL. =597.80

3:1 0.02 3:1 3:1

597.87
27 + 50.00

PGL EL. =598.59

3:1 0.02 3:1

598.59
27 + 00.00

PGL EL. =599.06

3:1 0.02 3:1 3:1

598.96
26 + 50.00

PGL EL. =599.78

50:1 0.02 3:1

599.24
26 + 00.00

600.10
25 + 50.00

PGL EL. =598.75

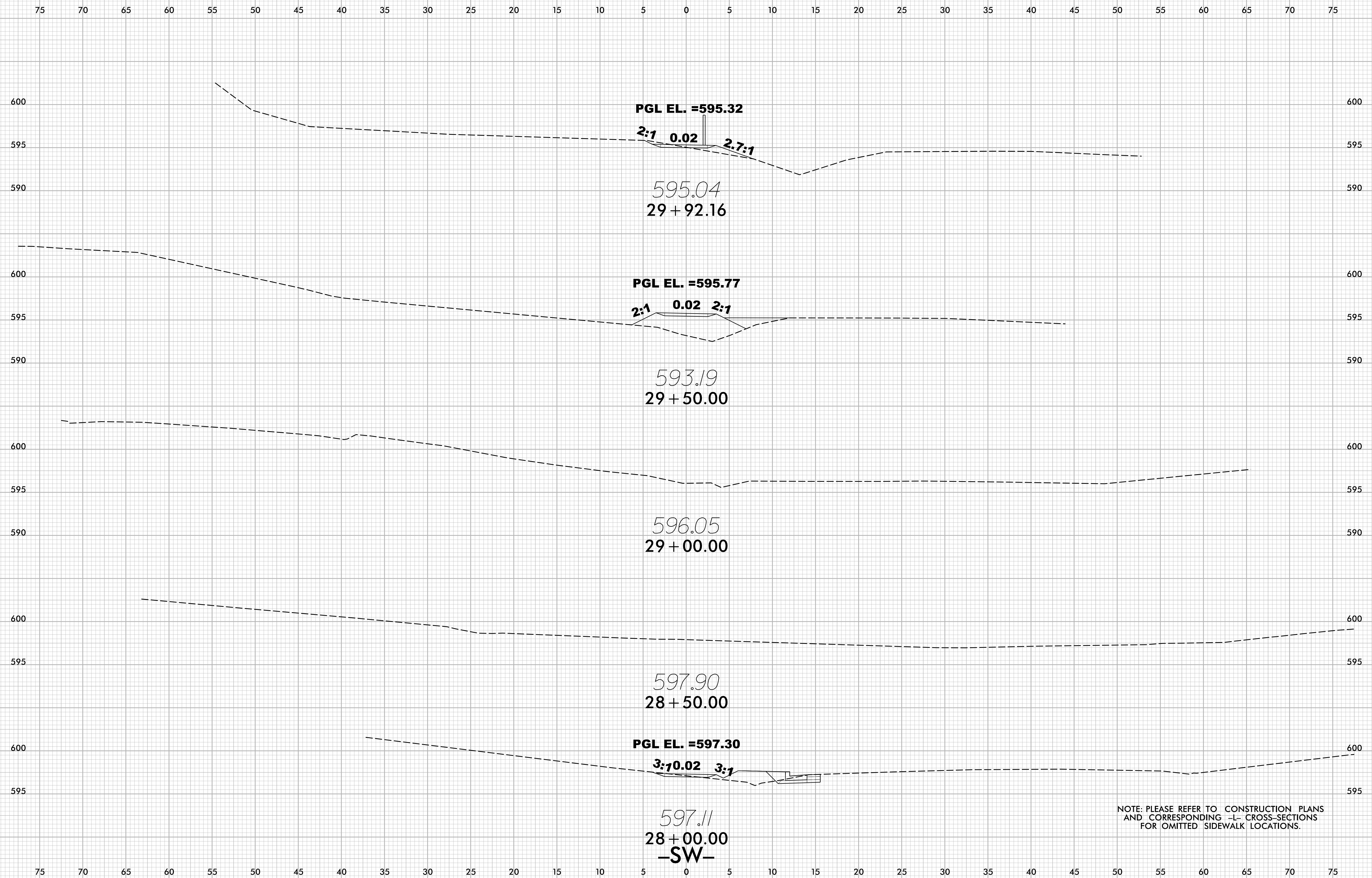
3:1 0.02 3:1

597.96
25 + 00.00

-SW-

NOTE: PLEASE REFER TO CONSTRUCTION PLANS AND CORRESPONDING -L- CROSS-SECTIONS FOR OMITTED SIDEWALK LOCATIONS.

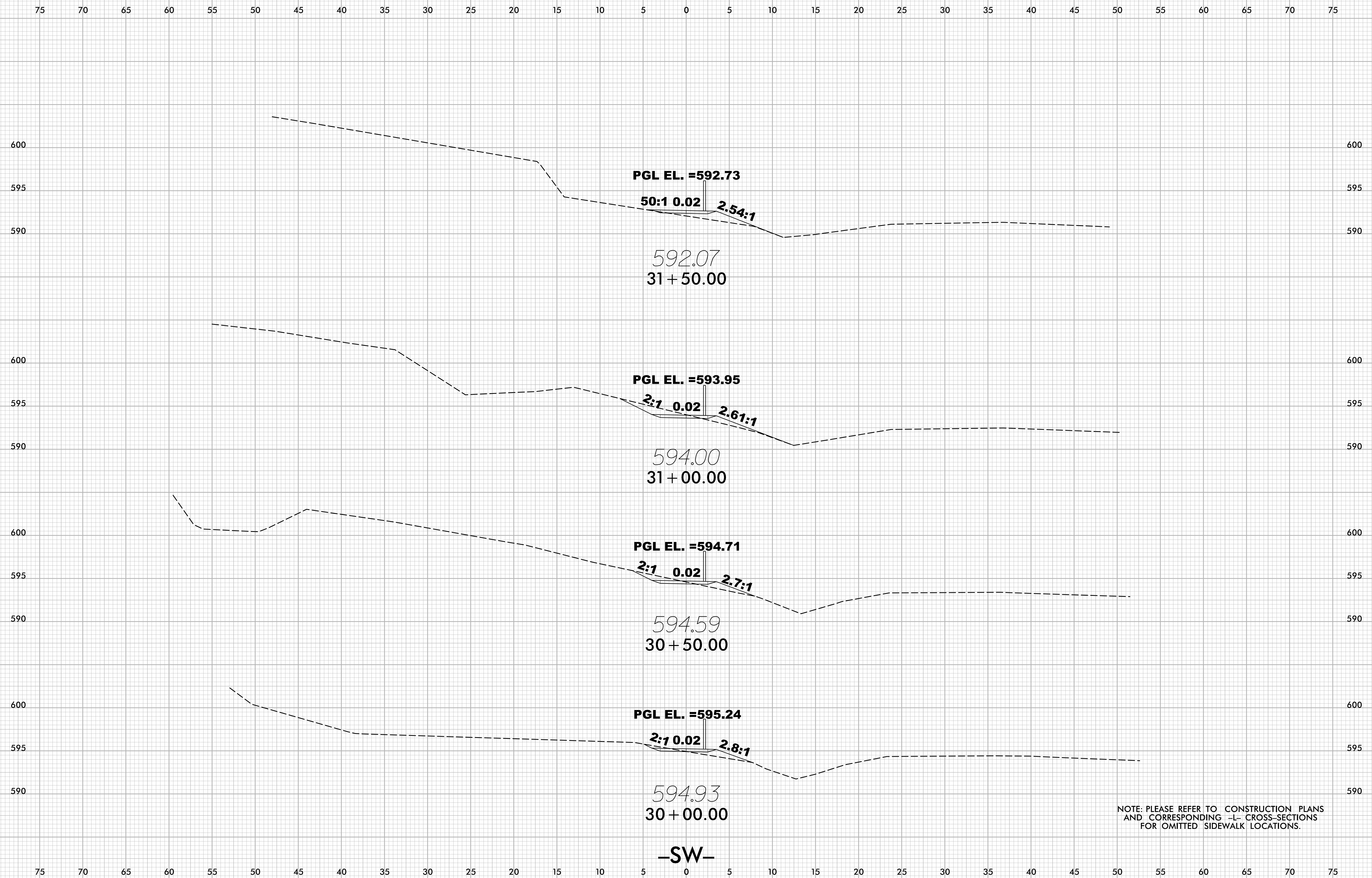
7/30/2025
\\EB-5888_rdy_xPL_SW.dgn
USER: JRosado



NOTE: PLEASE REFER TO CONSTRUCTION PLANS AND CORRESPONDING -L- CROSS-SECTIONS FOR OMITTED SIDEWALK LOCATIONS.

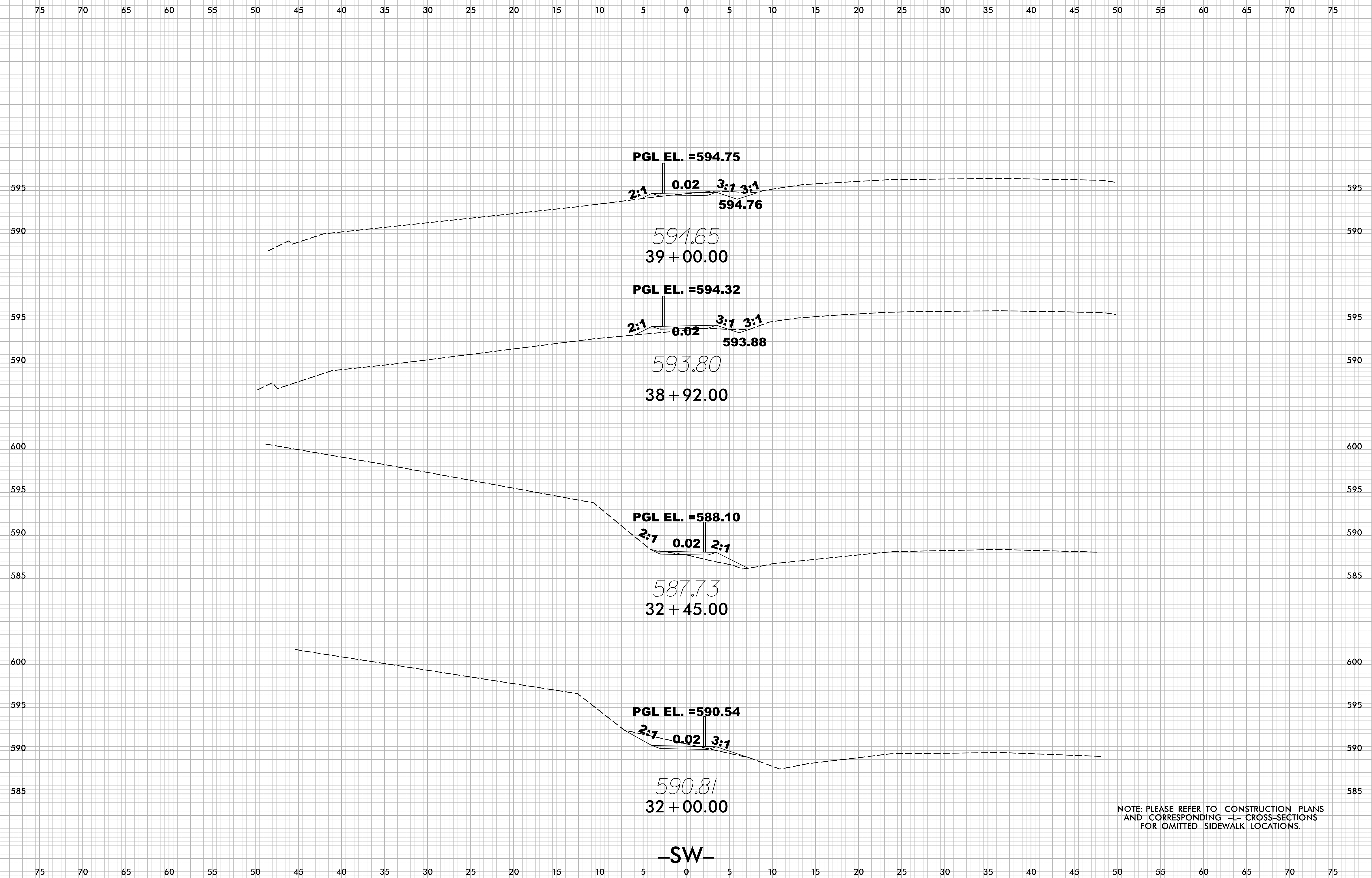
8/23/99

0 5 10	PROJ. REFERENCE NO.	SHEET NO.
	EB-5888	X-11



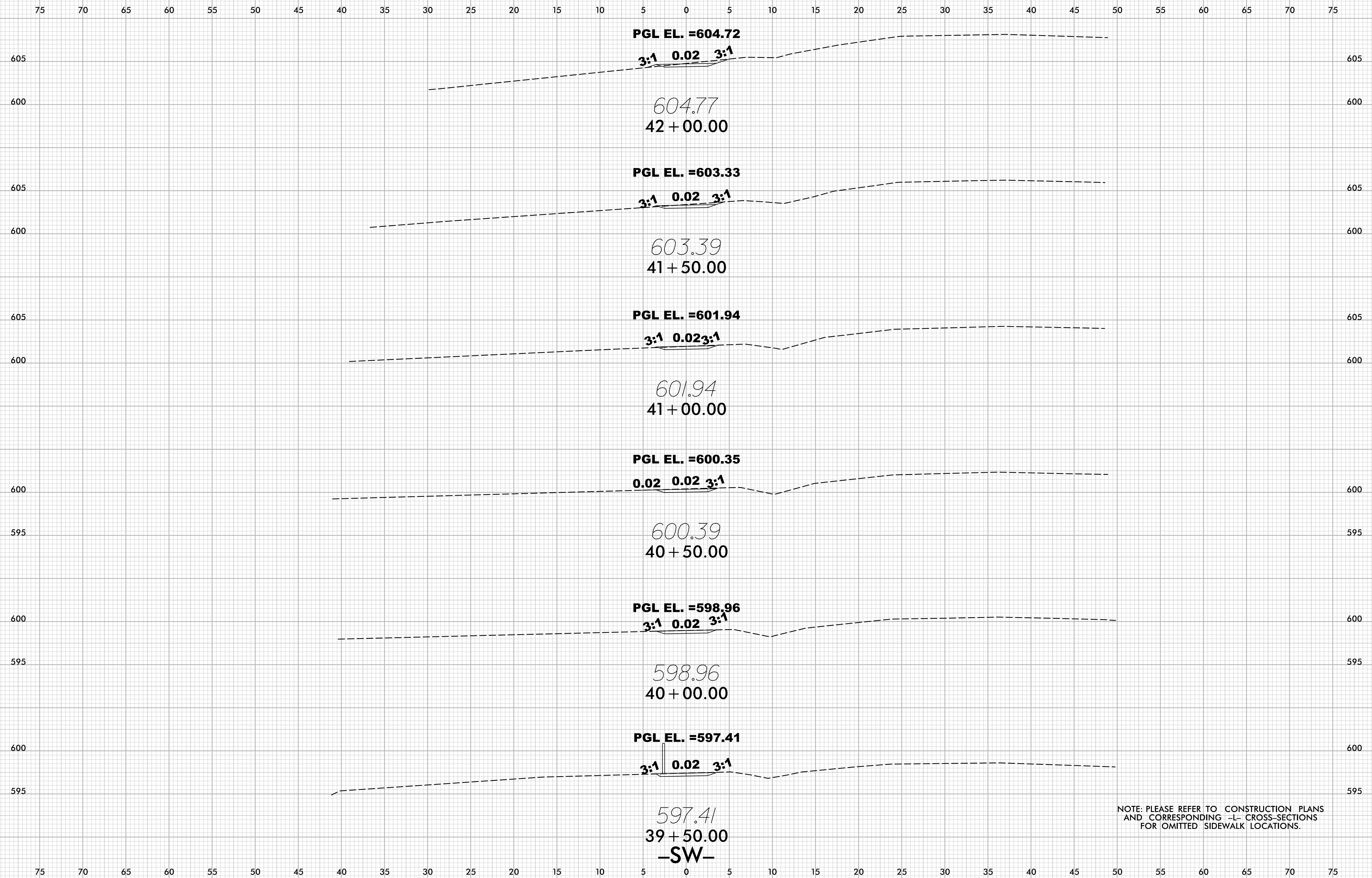
NOTE: PLEASE REFER TO CONSTRUCTION PLANS AND CORRESPONDING -L- CROSS-SECTIONS FOR OMITTED SIDEWALK LOCATIONS.

7/30/2025
\\EB-5888_rdy_xPL_SW.dgn
USER: J. Rosado



-SW-

NOTE: PLEASE REFER TO CONSTRUCTION PLANS AND CORRESPONDING -L- CROSS-SECTIONS FOR OMITTED SIDEWALK LOCATIONS.



NOTE: PLEASE REFER TO CONSTRUCTION PLANS AND CORRESPONDING -L- CROSS-SECTIONS FOR OMITTED SIDEWALK LOCATIONS.

75 70 65 60 55 50 45 40 35 30 25 20 15 10 5 0 5 10 15 20 25 30 35 40 45 50 55 60 65 70 75

PGL EL. =615.24

2:1 0.00 3:1 3:1

615.31
44 + 50.00

PGL EL. =612.61

2:1 0.02 3:1 2.7:1

611.44
612.41
44 + 00.00

PGL EL. =609.54

2:1 0.02 3:1 2.5:1

608.56
609.45
43 + 50.00

PGL EL. =607.67

4:1 0.02 3:1 2.5:1

606.71
607.66
43 + 00.00

PGL EL. =606.11

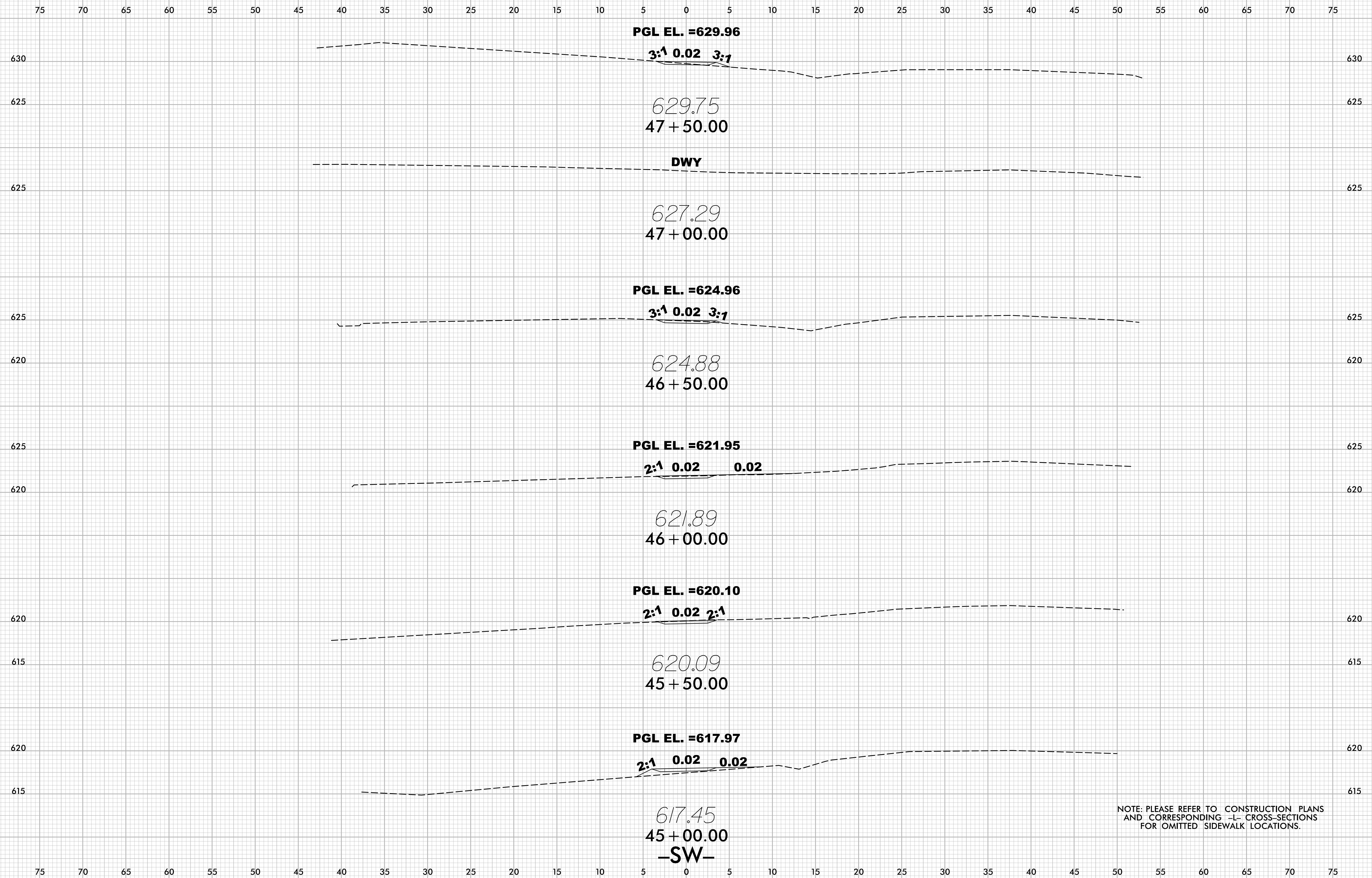
3:1 0.02 3:1

605.94
42 + 50.00

-SW-

NOTE: PLEASE REFER TO CONSTRUCTION PLANS AND CORRESPONDING -L- CROSS-SECTIONS FOR OMITTED SIDEWALK LOCATIONS.

75 70 65 60 55 50 45 40 35 30 25 20 15 10 5 0 5 10 15 20 25 30 35 40 45 50 55 60 65 70 75



NOTE: PLEASE REFER TO CONSTRUCTION PLANS AND CORRESPONDING -L- CROSS-SECTIONS FOR OMITTED SIDEWALK LOCATIONS.

75 70 65 60 55 50 45 40 35 30 25 20 15 10 5 0 5 10 15 20 25 30 35 40 45 50 55 60 65 70 75

PGL EL. =633.12

3:1 0.02 3:1

633.12
50 + 50.00

PGL EL. =632.80

3:1 0.02 3:1

632.71
50 + 00.00

PGL EL. =632.69

3:1 0.02 3:1

632.68
49 + 50.00

PGL EL. =633.00

3:1 0.02 3:1

632.91
49 + 00.00

PGL EL. =632.74

3:1 0.02 3:1

632.74
48 + 50.00

PGL EL. =631.96

3:1 0.02 3:1

631.89
48 + 00.00
-SW-

NOTE: PLEASE REFER TO CONSTRUCTION PLANS AND CORRESPONDING -L- CROSS-SECTIONS FOR OMITTED SIDEWALK LOCATIONS.

75 70 65 60 55 50 45 40 35 30 25 20 15 10 5 0 5 10 15 20 25 30 35 40 45 50 55 60 65 70 75

PGL EL. =635.04

3:1 0.02 3:1

635.12
53 + 50.00

PGL EL. =635.14

3:1 0.02 3:1

635.09
53 + 00.00

PGL EL. =635.20

3:1 0.02 3:1

635.09
52 + 50.00

PGL EL. =634.70

3:1 0.02 3:1

634.62
52 + 00.00

PGL EL. =634.27

3:1 0.02 3:1

634.24
51 + 50.00

PGL EL. =634.29

3:1 0.02 3:1

634.26
51 + 00.00

-SW-

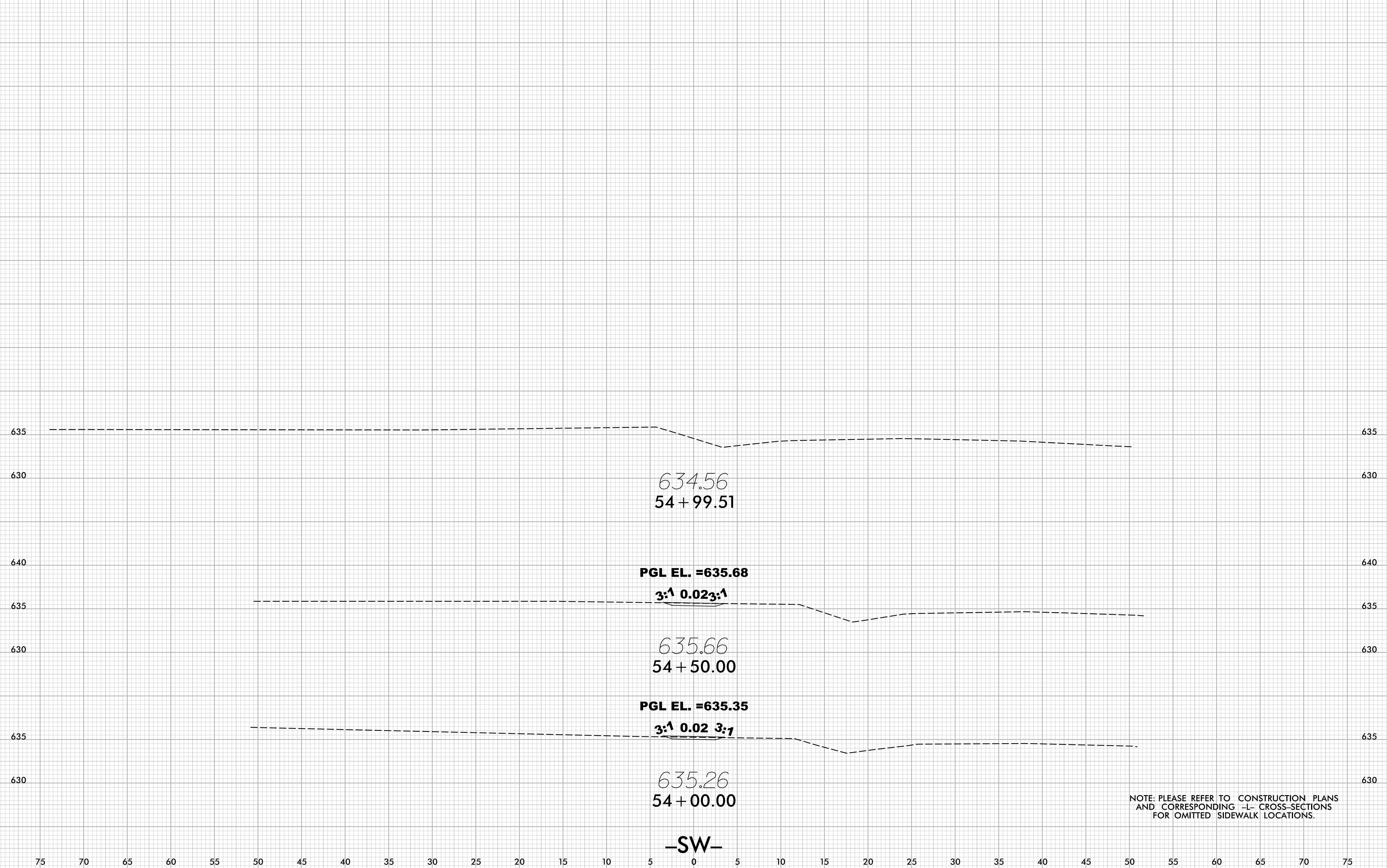
NOTE: PLEASE REFER TO CONSTRUCTION PLANS AND CORRESPONDING -L- CROSS-SECTIONS FOR OMITTED SIDEWALK LOCATIONS.

75 70 65 60 55 50 45 40 35 30 25 20 15 10 5 0 5 10 15 20 25 30 35 40 45 50 55 60 65 70 75

8/23/99

0 5 10	PROJ. REFERENCE NO.	SHEET NO.
	EB-5888	X-18

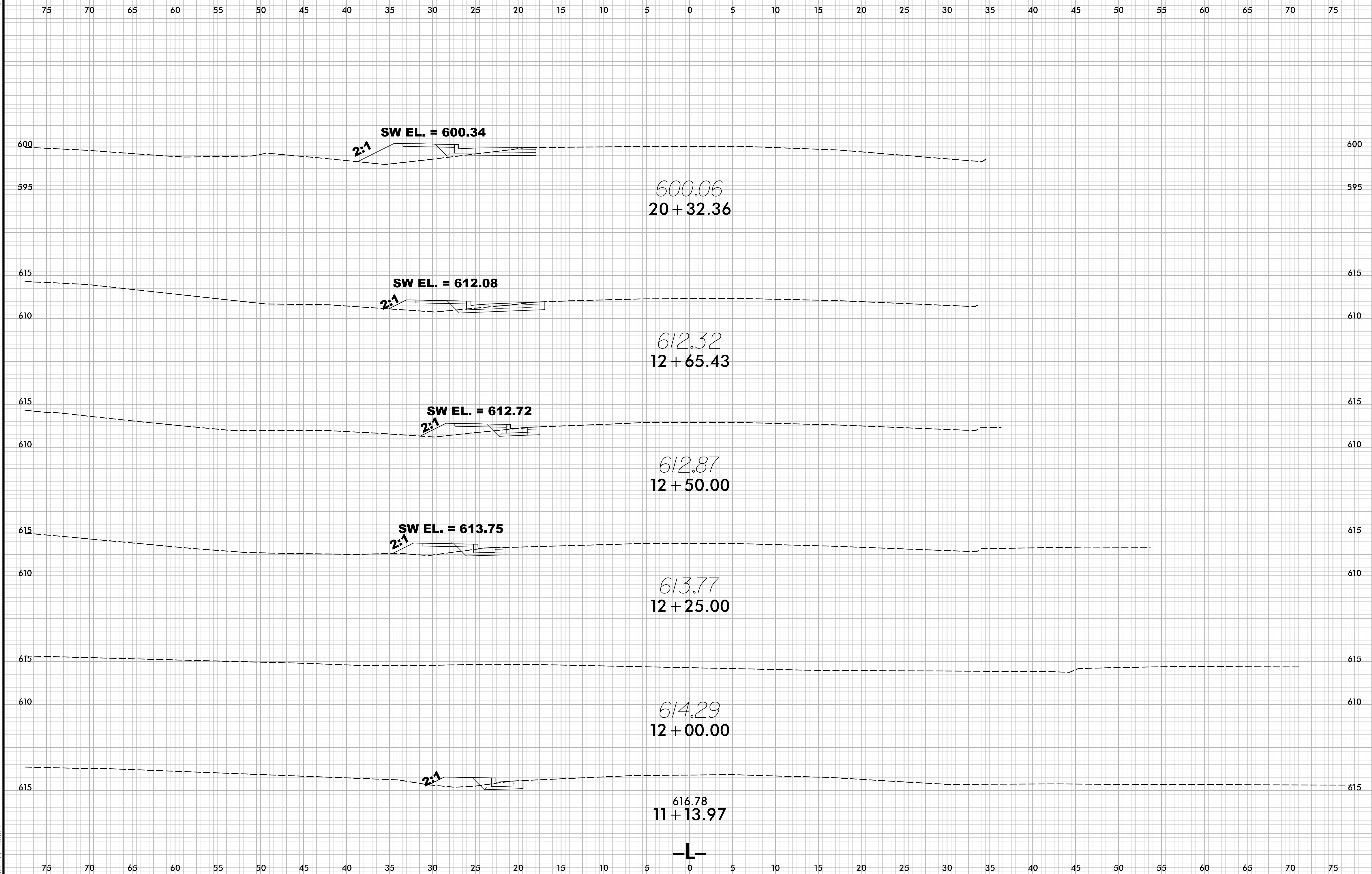
75 70 65 60 55 50 45 40 35 30 25 20 15 10 5 0 5 10 15 20 25 30 35 40 45 50 55 60 65 70 75



NOTE: PLEASE REFER TO CONSTRUCTION PLANS AND CORRESPONDING -L- CROSS-SECTIONS FOR OMITTED SIDEWALK LOCATIONS.


7/30/2005
\\EB-5888_rdy_xPL_SW.dgn
USER: JRosado

75 70 65 60 55 50 45 40 35 30 25 20 15 10 5 0 5 10 15 20 25 30 35 40 45 50 55 60 65 70 75

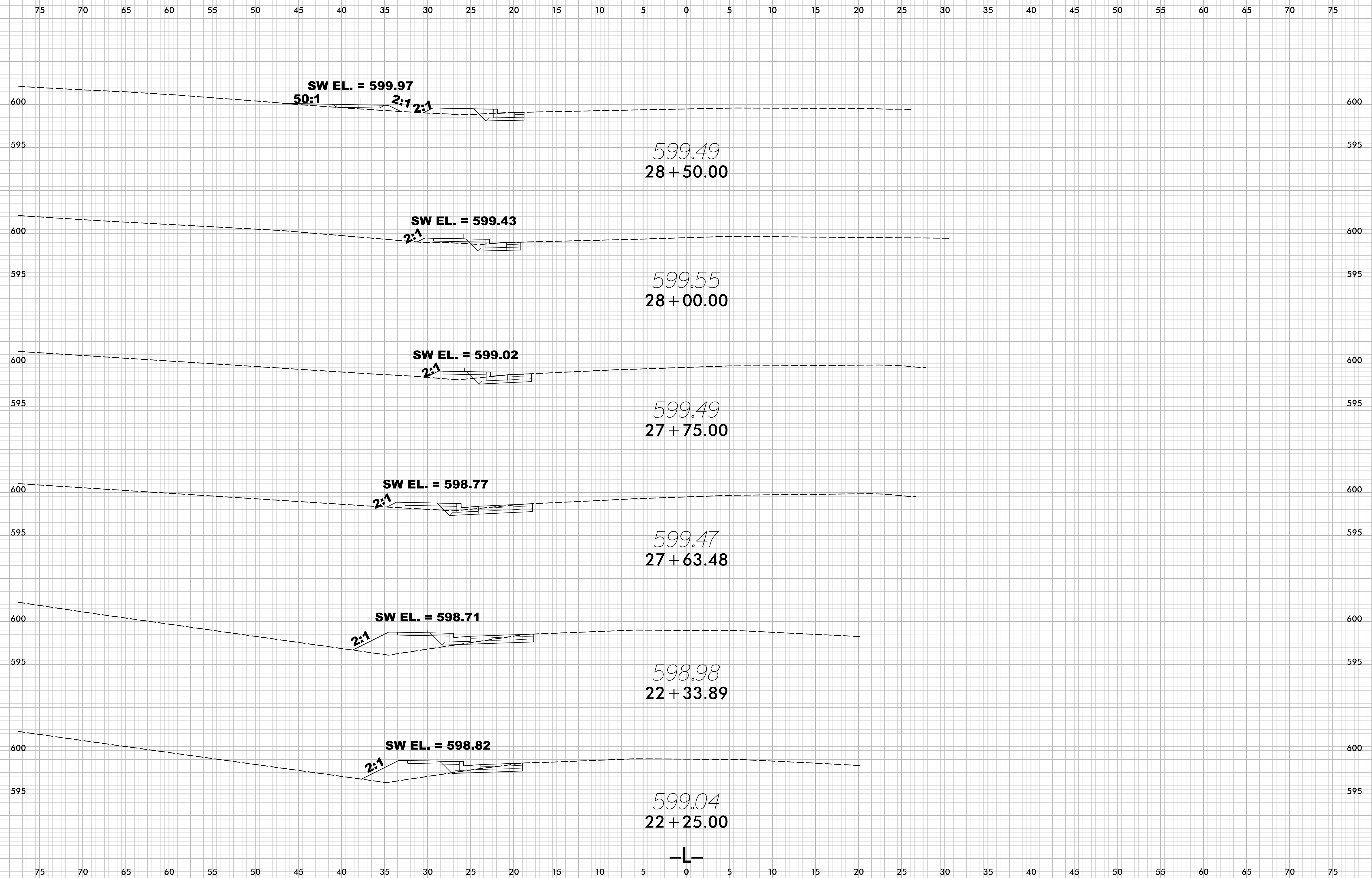


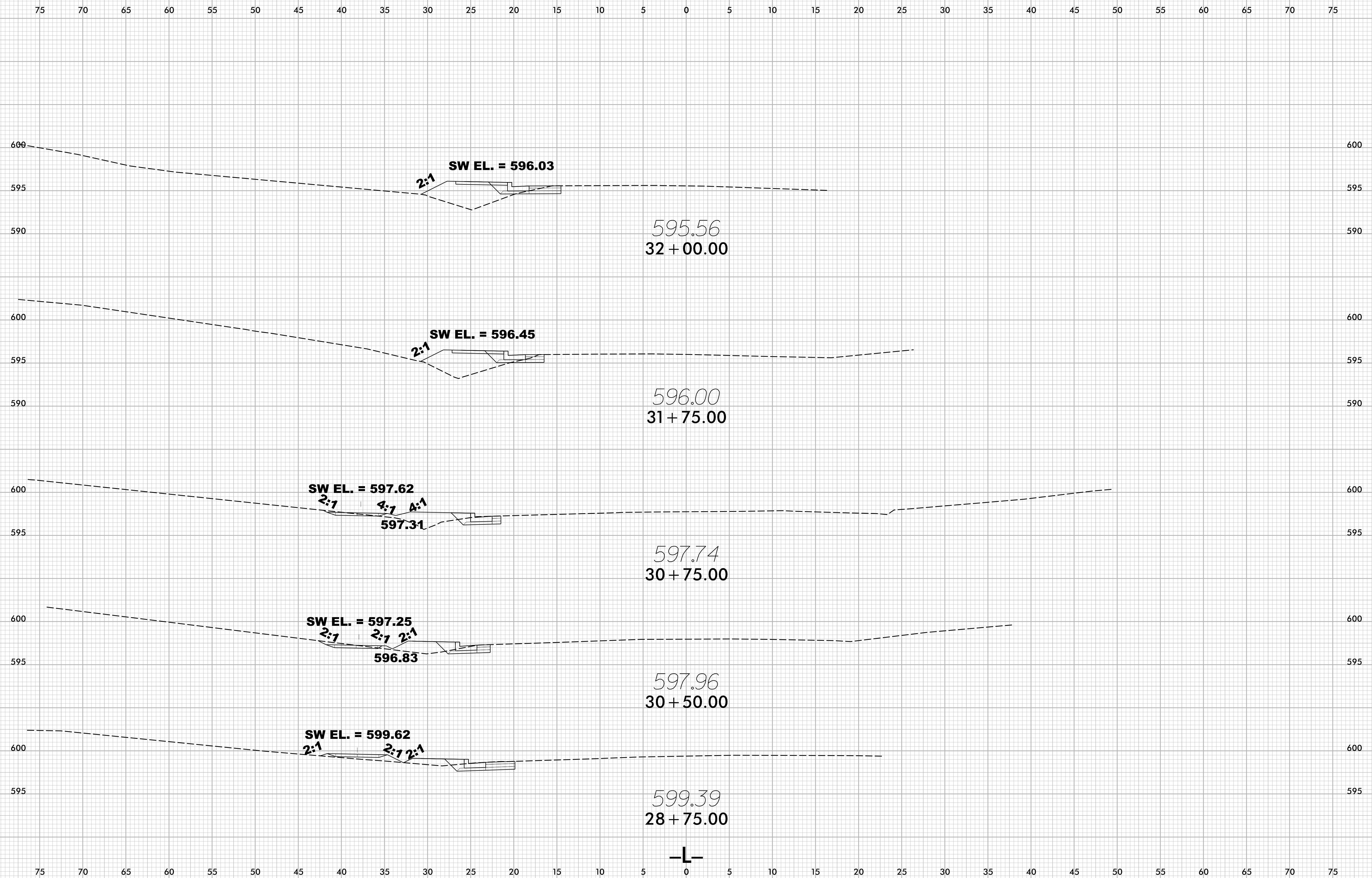
8/23/99

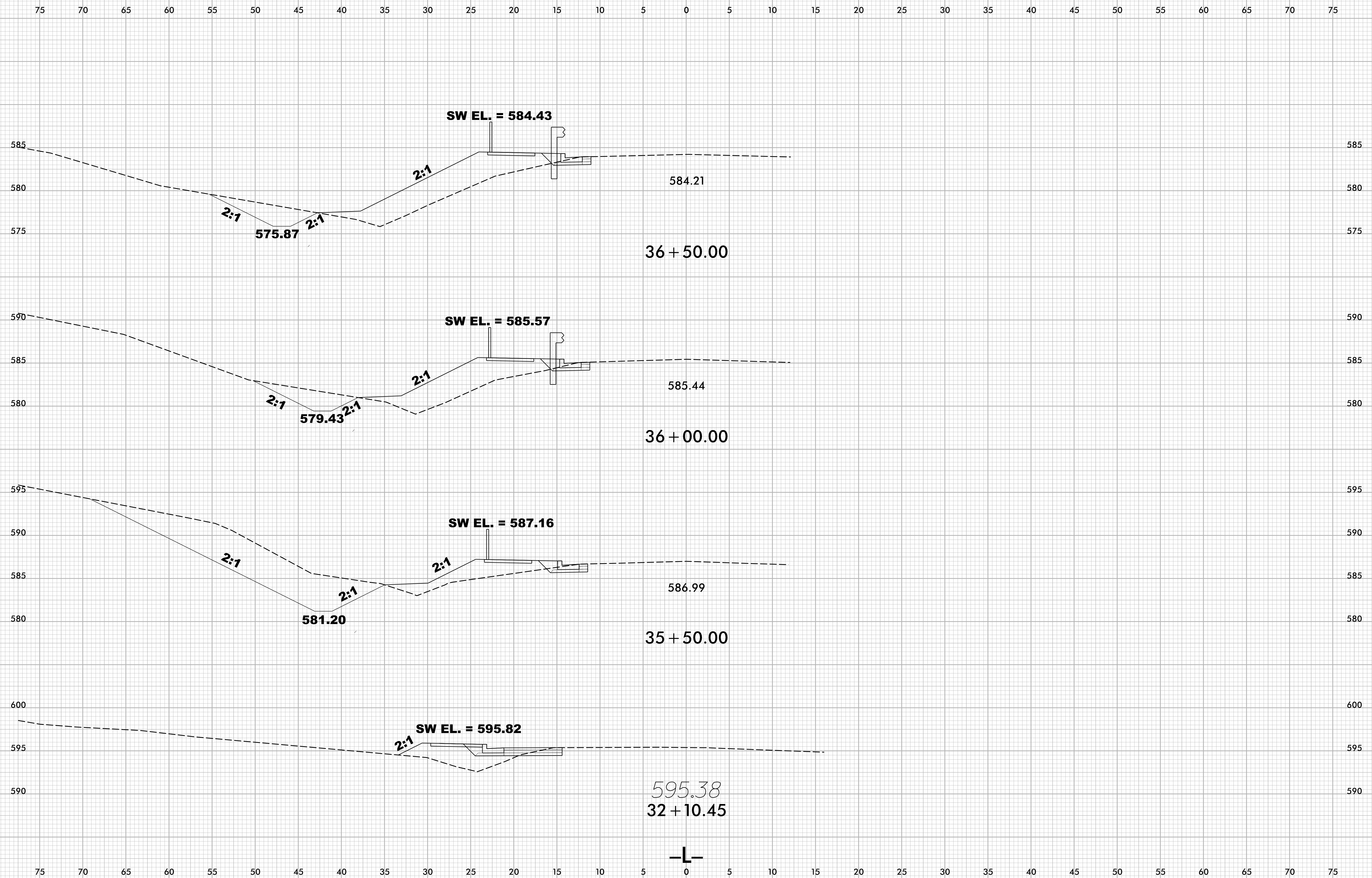
0 5 10	PROJ. REFERENCE NO.	SHEET NO.
	EB-5888	X-20

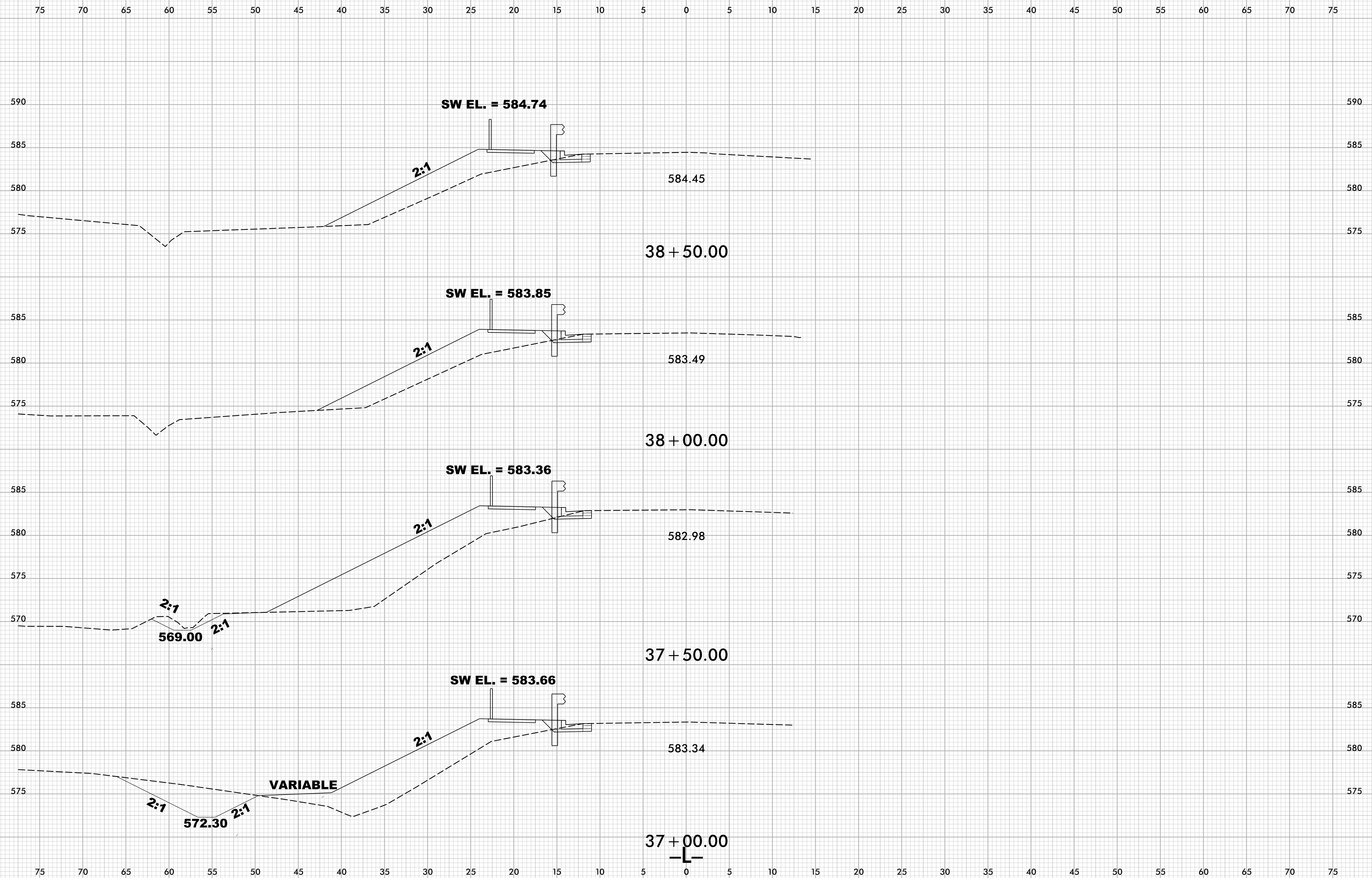


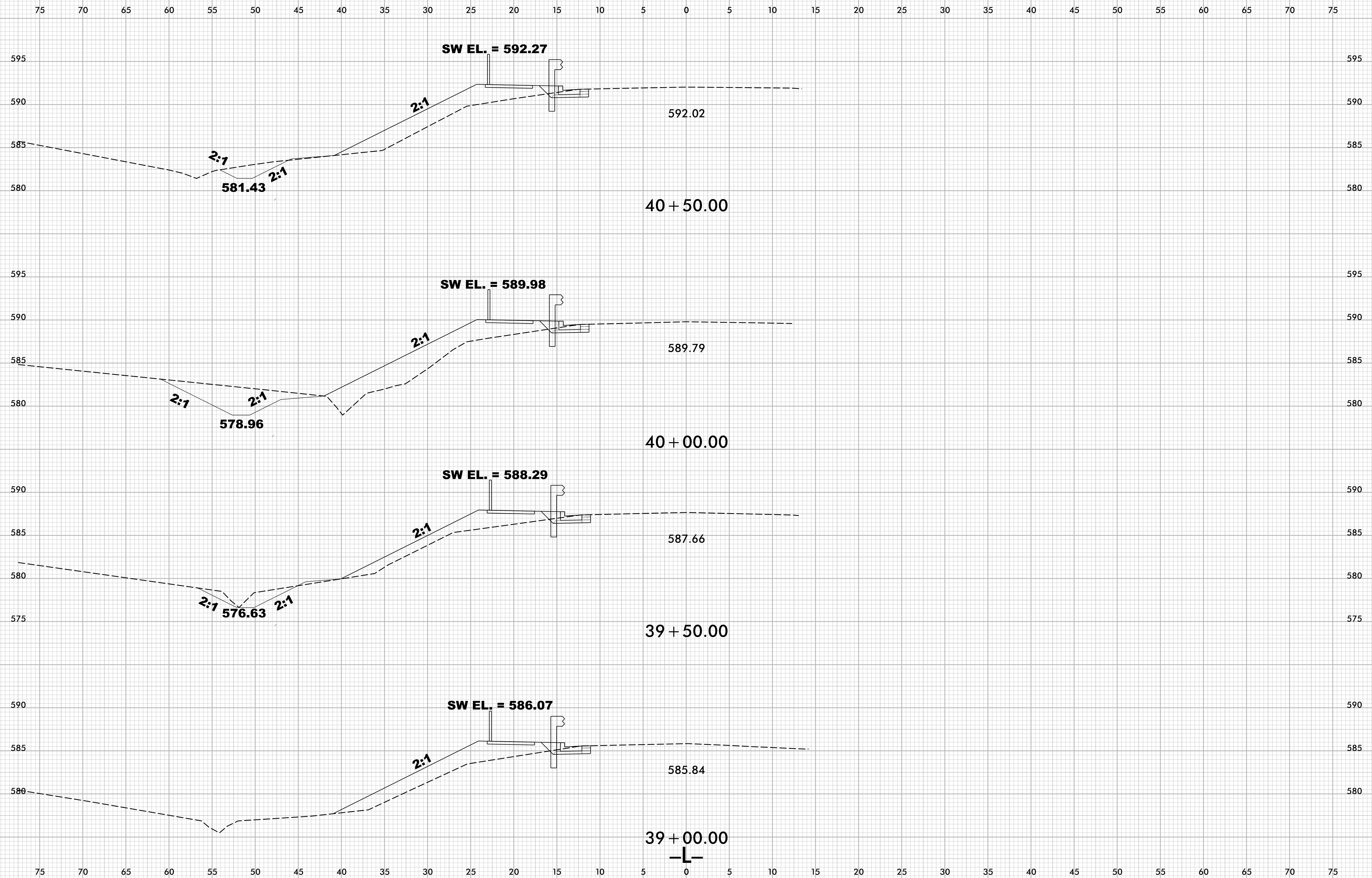
7/30/2025
\\FS-56688_rdy-xl.L.dgn
J.Rosado





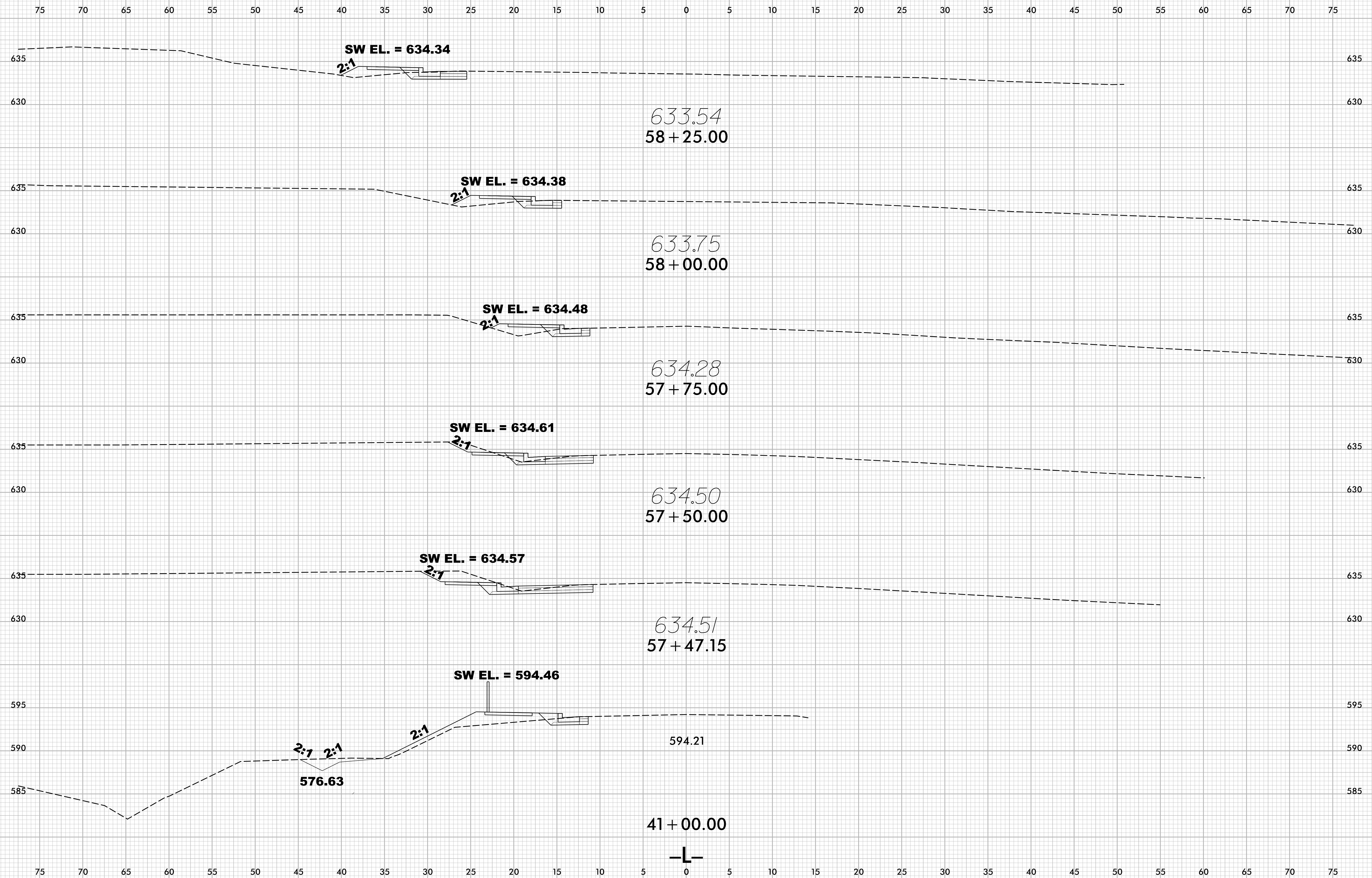






8/23/99

0 5 10	PROJ. REFERENCE NO.	SHEET NO.
	EB-5888	X-26



7/30/2025
\\FB-5688_rdy_xpl.L.dgn
J.Rosado